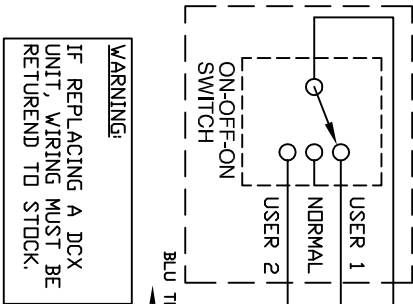
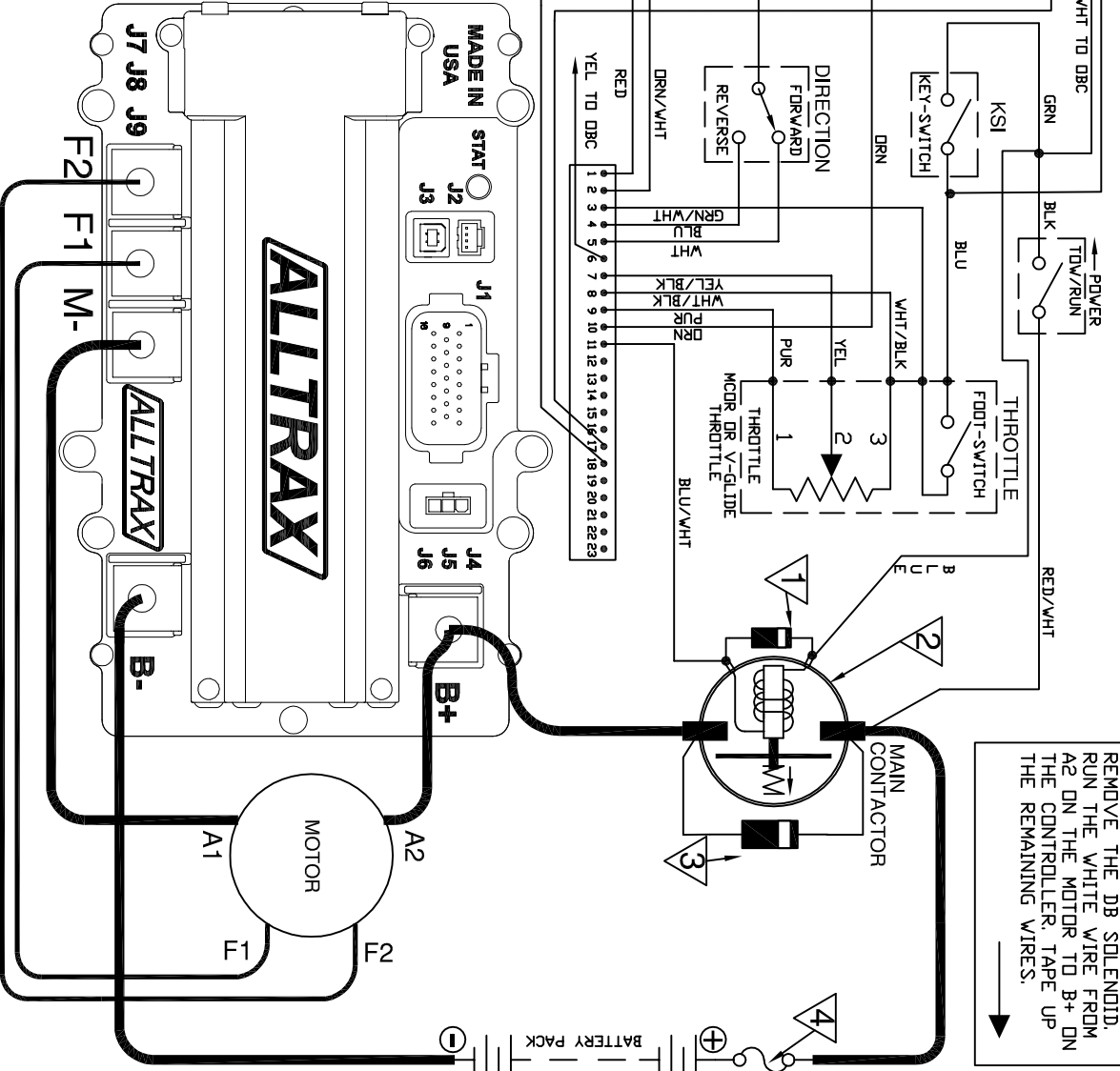


XCT to CLUB CAR PD PLUS SHUNT (SEPARATELY EXCITED) WOUND MOTORS

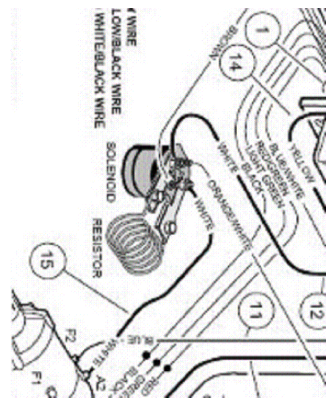
OPTIONAL USER INSTALLED PERSONALITY SWITCH



J1	FUNCTION
1	RUN/TOW
2	RUIN/TOW
3	FOOTSWITCH
4	REVERSE
5	FORWARD
6	TD DBC
7	THROTTLE: V/PER
8	THROTTLE: HIGH
9	THROTTLE: LOW
10	HORN NEG
11	SOLENIOD NEG
12	NOT USED
13	NOT USED
14	TACH OUT
15	TACH REF
16	TACH NEG
17	USER 1
18	USER 2
19	NOT USED
20	NOT USED
21	NOT USED
22	NOT USED
23	NOT USED
B+	BATTERY POSITIVE
B-	BATTERY NEGATIVE
J9	MOTOR MINUS
J8	MOTOR FIELD
J7	MOTOR FIELD



REMOVE THE DB SOLENIOD. RUN THE WHITE WIRE FROM A2 ON THE MOTOR TO B+ ON THE CONTROLLER. TAPE UP THE REMAINING WIRES.



DIODE RATING	CONTACTOR RATING
1N4001	DEM 300A
1N5408	DEM 200A
MR754	400A

CONTACTOR RATING	CONTACTOR RATING
DEM 200A	300A DR 400A
400A	400A TD 500A

REGEN DIODE
6A6 // 6A Diode

FUSE RATING	CONTROLLER RATING
ANN250	200A TO 400A
ANN400	500A DR MORE

POWER WIRE	CONTROLLER RATING
6AWG-4AWG	300A
4AWG-2AWG	400A
2AWG-1/0AWG	500A

NOTES:

- * FUSES REQUIRED FOR ALL INSTALLATIONS
- * DIODE REQUIRED ACROSS COILS / RELAYS
- * TOW/RUN SWITCH PREVENTS REGEN WHILE TOWING
- * ASSUMES FOOTSWITCH IS OPEN WHEN THROTTLE OFF
- > ALLTRAX RESERVES THE RIGHT TO CHANGE DOCUMENTATION WITHOUT NOTICE
- > ALLTRAX MAKES NO WARRANTY AS TO THE ACCURACY, SUFFICIENCY, OR SUITABILITY OF ANY TECHNICAL OR OTHER INFORMATION PROVIDED
- > SEE OPERATORS MANUAL FOR MORE INFORMATION

REVISIONS				DWG SCALE: NTS	
REV.	ECO.	DATE	APVD	DRAWN	ENGR
B	062118	062118	WH	R CSUK	111014

TITLE		ALLTRAX	
XCT to CLUB CAR PD PLUS		1111 Cheney Creek Rd. Grants Pass, OR 97527 PHONE:(541) 476-5585	
SIZE	DOCUMENT NO.	DOC110-017	REV. B